

The journey of a Student visa applicant

CAS Team Procedure

Contents

- What is a CAS?
- A map of the visa applicant's journey
- What are the possible hold-ups?
- Does the CAS team only deal with CAS-eligible students?

What is a CAS?

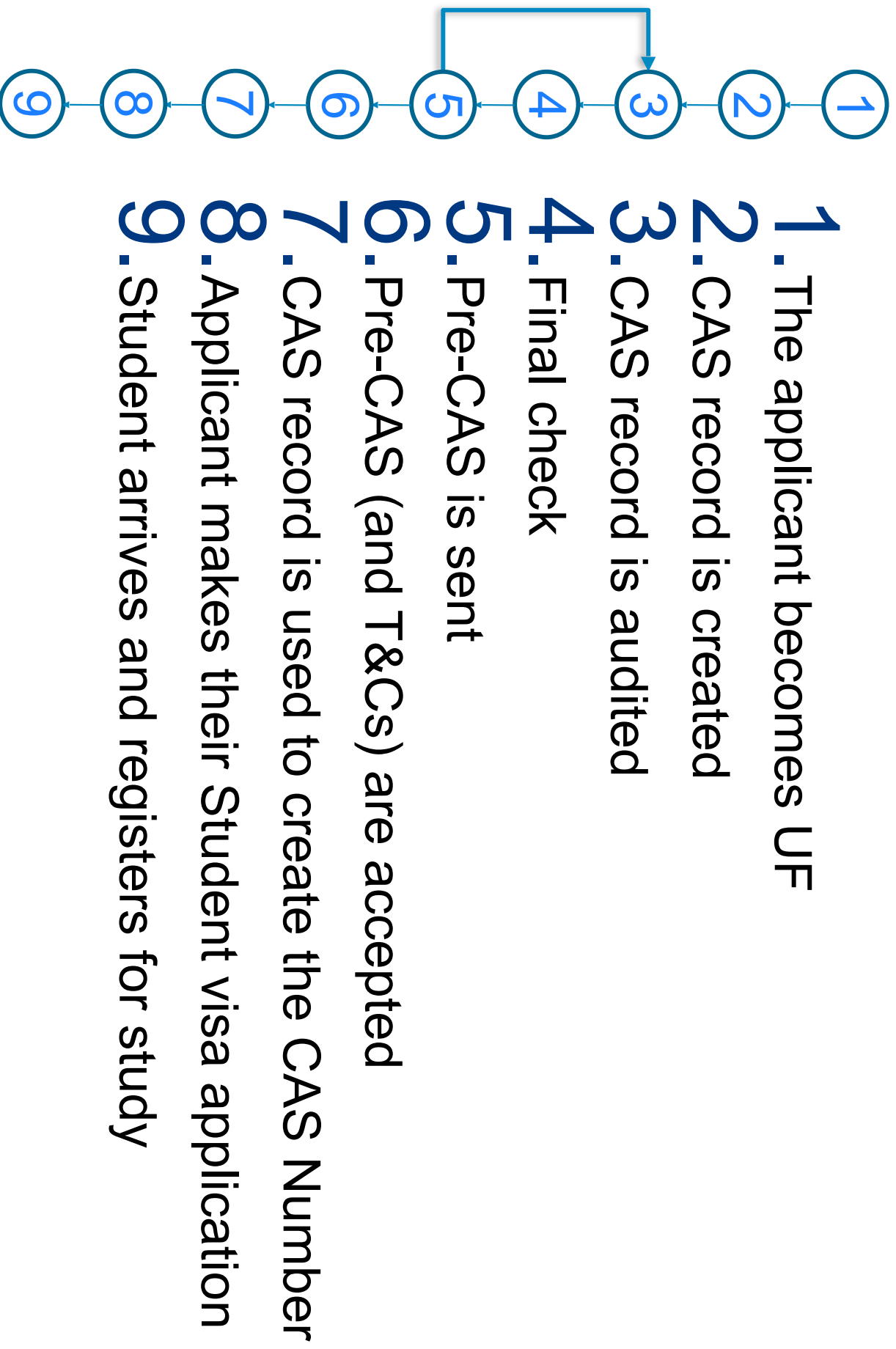
- ‘Confirmation of Acceptance for Studies’
- 16 digit code
- Unique to that student, sponsor and course
- Contains a representation of the full assessment made by that sponsor

E.g. *E4F8HG0F32C0T4*

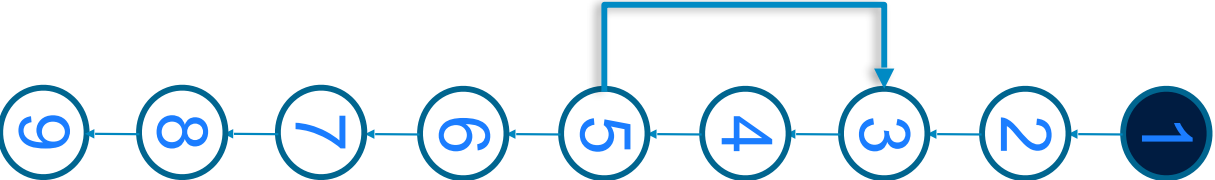
Refusal of Entry Clearance

- Failure to meet the Immigration rules results in a refusal
- Refusals are held against the student and the sponsor
- Refusals can be based on:
 - **Credibility, finances**, academic ability, English language ability, criminal convictions, lack of TB certificate, ATAS etc.
- Refusal rate has declined for Kent in recent years:
 - 15/16 - 70+ refusals
 - 21/22 - 18 refusals

The visa applicant's journey

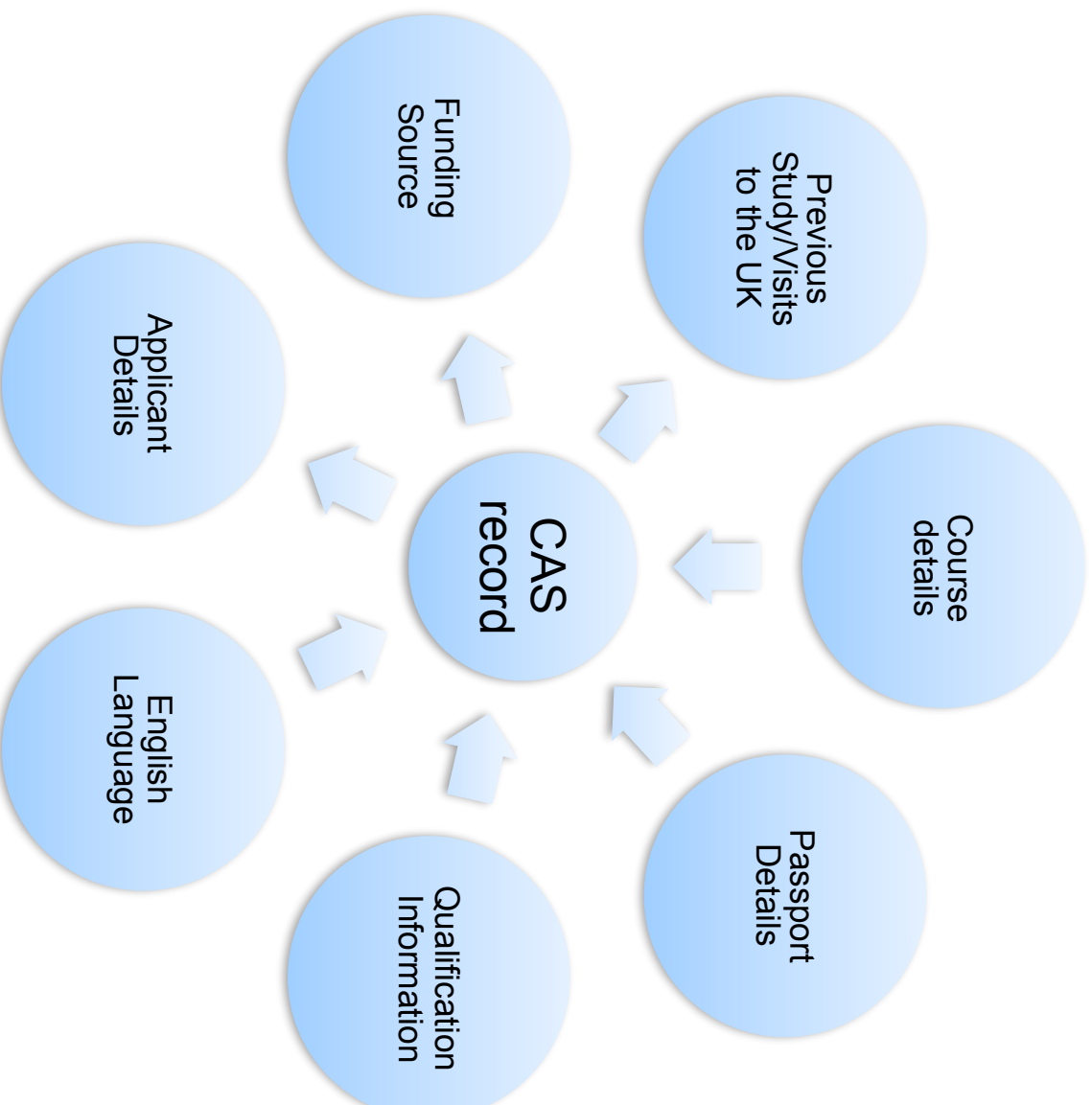
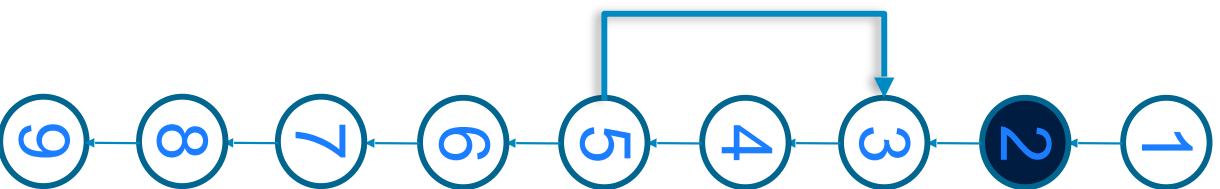


The applicant becomes UF

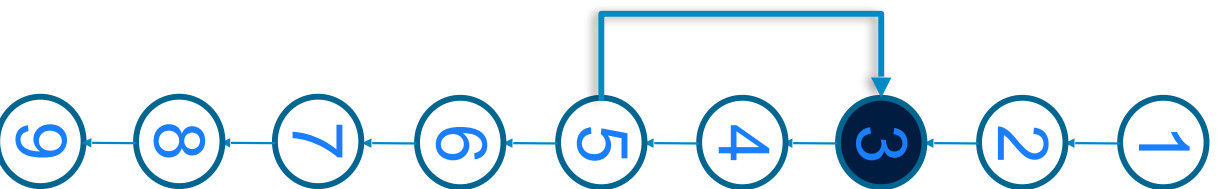
- 
- The first stage that the CAS team is made aware of eligible visa students
 - We are not automatically notified of fee and visa status, so it is essential that applications for study are accurate at submission
 - We manually check through the main application to determine how the applicant meets the requirements for a CAS in order to apply for a Student visa

CAS Record is created

CAS Record (Pre-CAS)



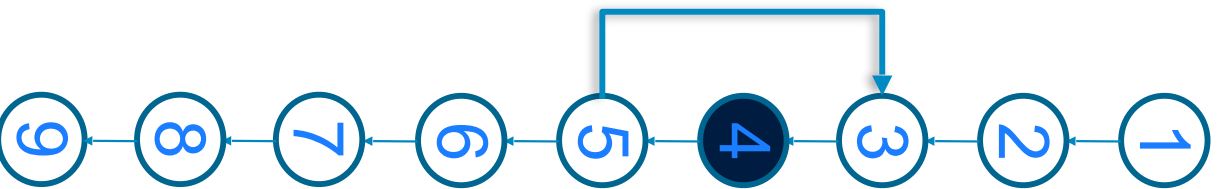
CAS Record is audited



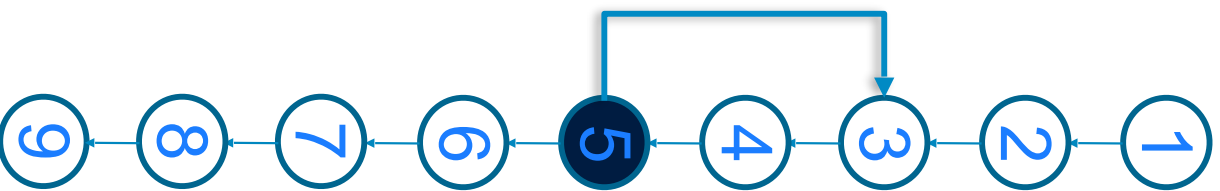
- The academic review
 - What was their offer based on?
 - What English Language do they hold?
 - What course have they been accepted for? Does that course have additional requirements, e.g. ATAS (Academic Technology Approval Scheme)?
- The immigration review
 - Does their application indicate they've been to the UK previously?
 - Are they a genuine student? Do they need an IHC (Immigration History Check)?
- The financial review
 - Are they from a high or low risk country (Differential Evidence List)?
 - Does their application indicate financial hardship?

Final check

- Once all the sections on the checklist are fully completed, the application is assigned as “Final Check”
- These are then reviewed again by a second CAS team member



Pre-CAS is sent



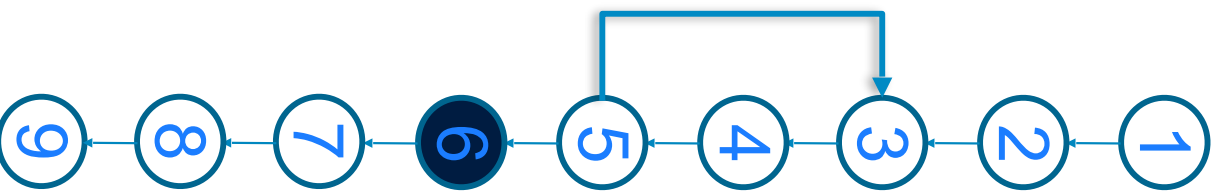
- Pre-CAS is a reduced version of the CAS Record
- Represents a draft version of the CAS – very similar to the offer letter
- The actions asks the student to ‘accept’ or ‘not accept’ the details as being correct
- If the student does not accept, we get an automatic in-tray message stating what they believe is wrong with the details

Pre-CAS (and T&Cs) are accepted

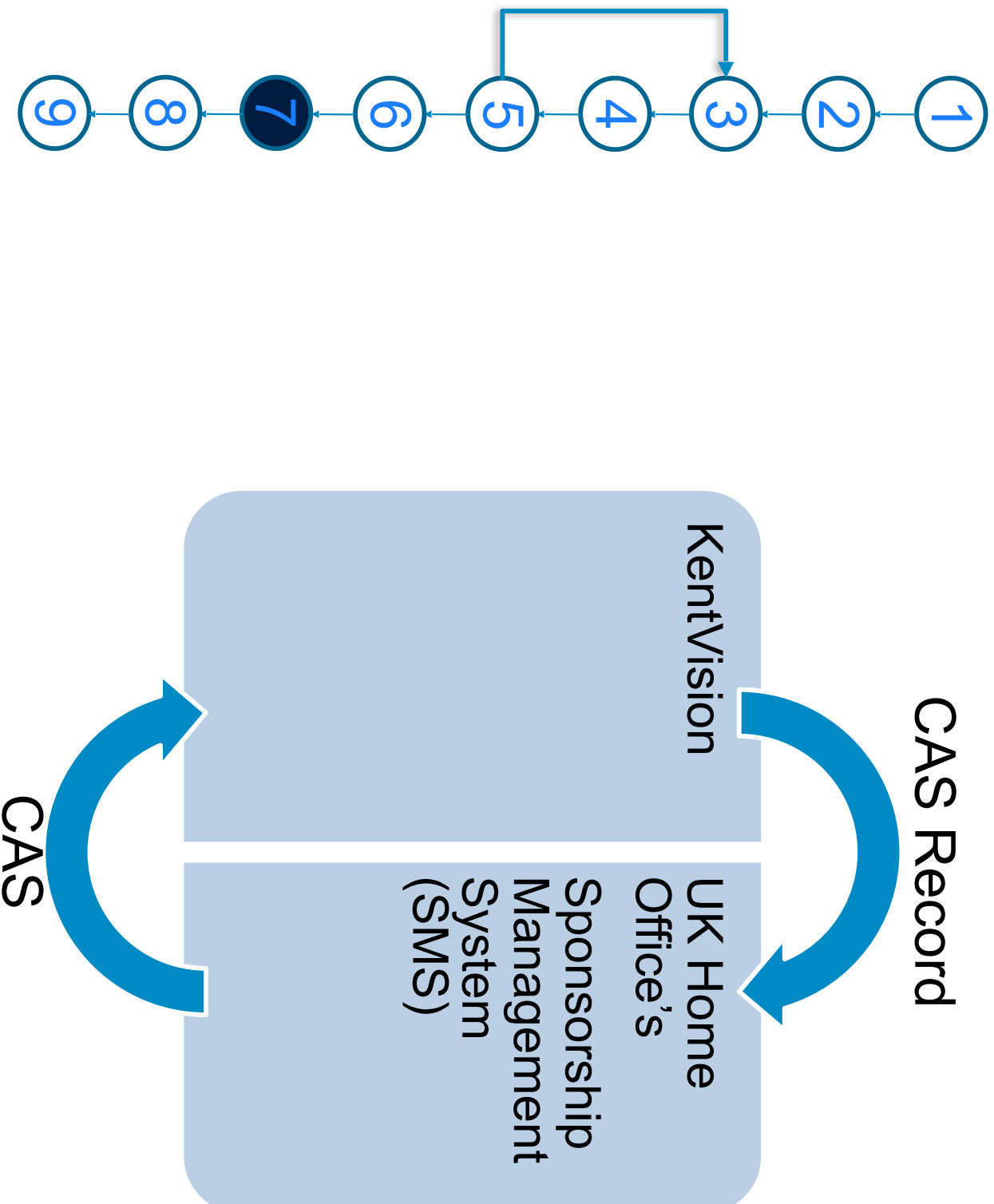
- Two stage acceptance:
 1. Accept the pre-CAS details are correct
 2. Accept the terms and conditions of sponsorship

- No in-tray message for the CAS Team

- Not automatically issued a CAS

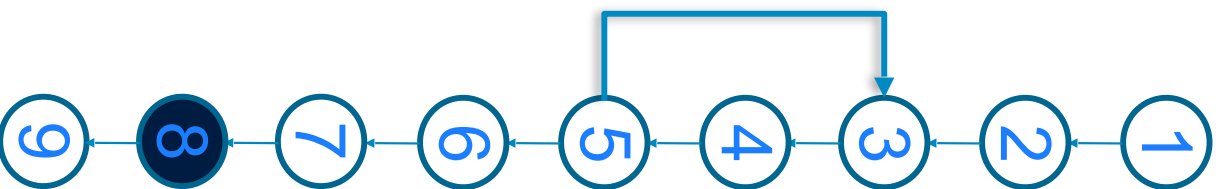


CAS Record is used to create the CAS Number



The CAS is created and paid for

Applicant makes their Student visa application



- Submits relevant information to Home Office
 - The CAS Team are not permitted to assist or advise on visa application process
 - Kent Union Advice Centre (advice@kent.ac.uk)
- Waits for decision
- Will either be granted entry (or LTR) or will be given a refusal of entry clearance

What are the possible hold-ups?

What are the possible hold-ups?

- Incorrect financial evidence
- Missing evidence (e.g. passport and qualifications)
- Last minute changes to applications
- Lack of engagement – “Ghost applicants”

Does the **CAS** team only deal with **CAS** students?

- Required to ensure every student has permission to study with us
- Must ensure students are covered for the full period of study and will not require sponsorship
- Commonly reviewed statuses include:
 - Article 26/Asylum/Refugee
 - LTR
 - ILR/Settlement
 - Workers
 - Dependants
 - EU Settlement Scheme

www.kent.ac.uk/studentimmigration - Currently being redesigned

18 The journey of a Student visa applicant

Further reading

<https://www.gov.uk/guidance/immigration-rules/appendix-student>



Any questions?