

The journey of a Student visa applicant CAS Team Procedure

Contents

- What is a CAS?
- A map of the visa applicant's journey
- What are the possible hold-ups?
- Does the CAS team only deal with CAS-eligible students?

What is a CAS?

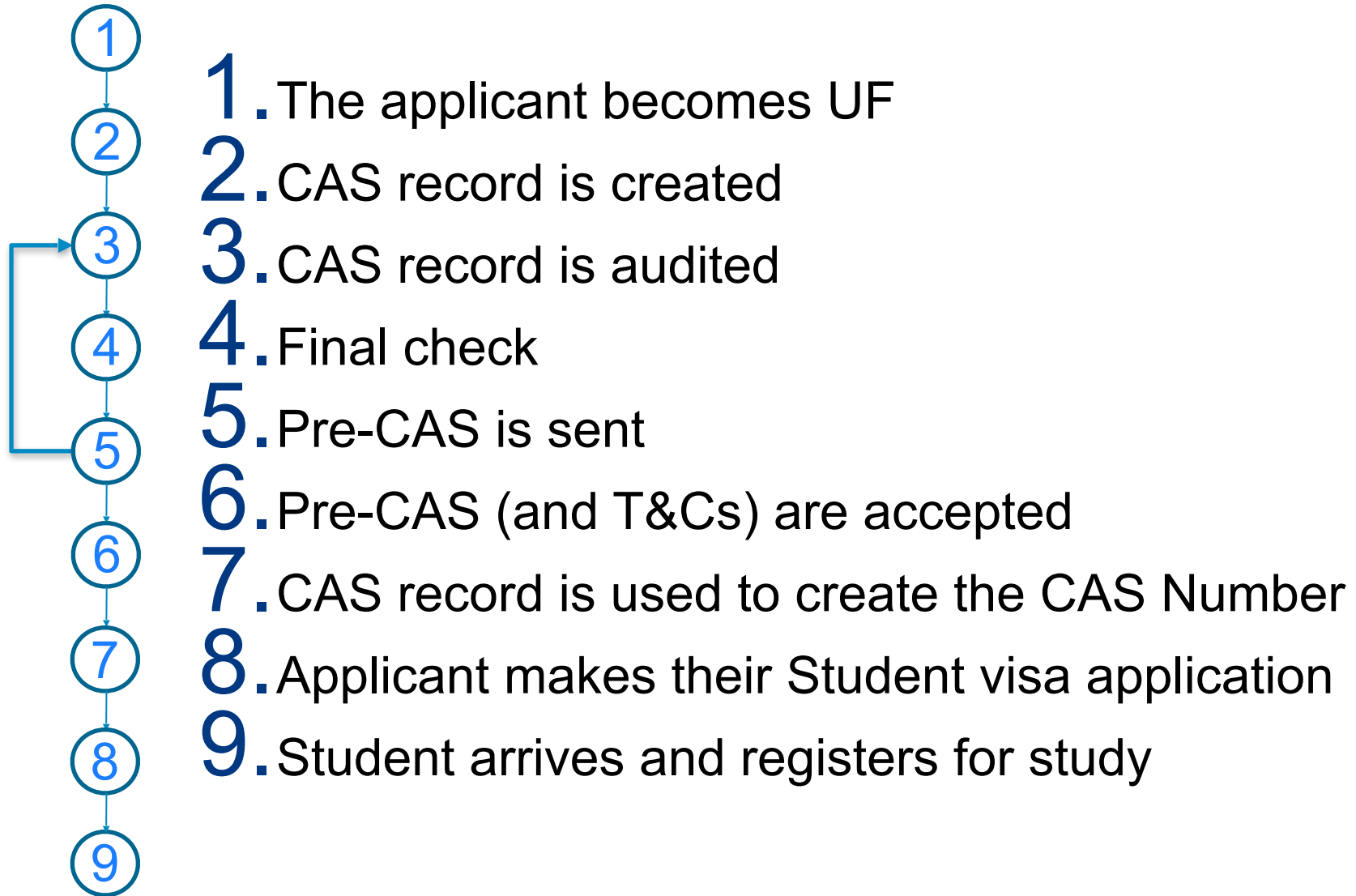
- 'Confirmation of Acceptance for Studies'
- 16 digit code
- Unique to that student, sponsor and course
- Contains a representation of the full assessment made by that sponsor

E.g. *E4F8HG0F32C0T4*

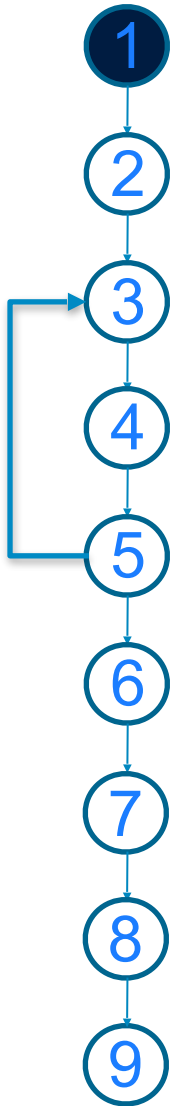
Refusal of Entry Clearance

- Failure to meet the Immigration rules results in a refusal
- Refusals are held against the student and the sponsor
- Refusals can be based on:
 - **Credibility, finances**, academic ability, English language ability, criminal convictions, lack of TB certificate, ATAS etc.
- Refusal rate has declined for Kent in recent years:
 - 15/16 - 70+ refusals
 - 21/22 - 18 refusals

The visa applicant's journey

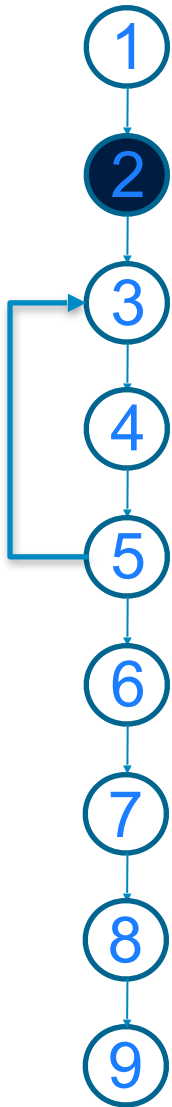


The applicant becomes UF

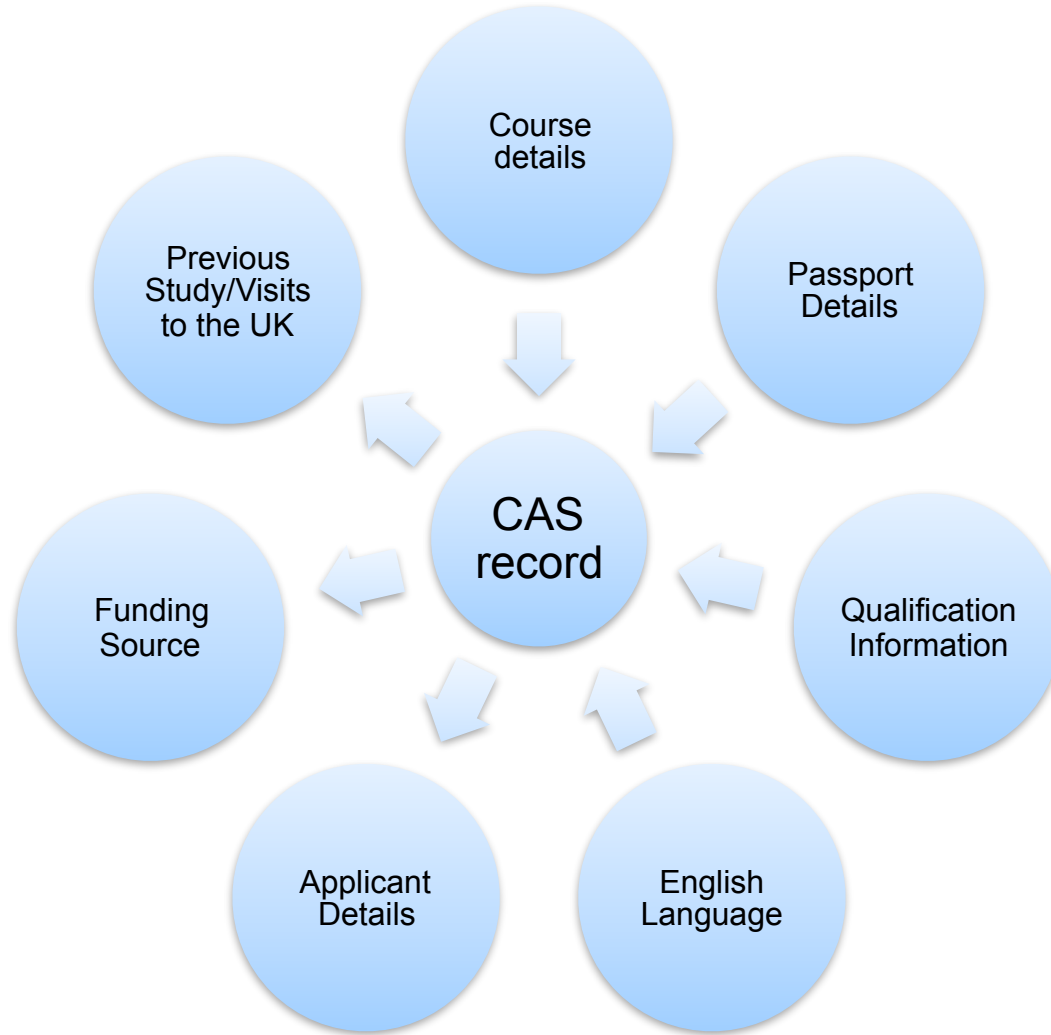


- The first stage that the CAS team is made aware of eligible visa students
- We are not automatically notified of fee and visa status, so it is essential that applications for study are accurate at submission
- We manually check through the main application to determine how the applicant meets the requirements for a CAS in order to apply for a Student visa
- The academic assessment and the CAS assessment are separate

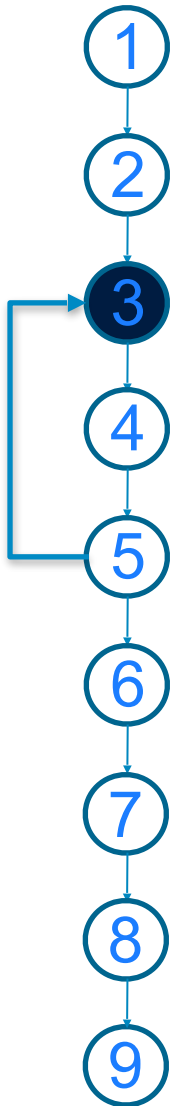
CAS Record is created



CAS Record (Pre-CAS)

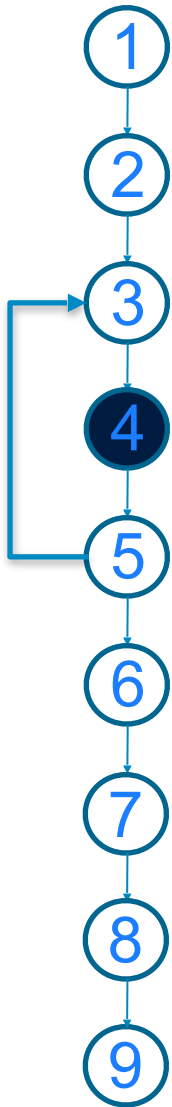


CAS Record is audited



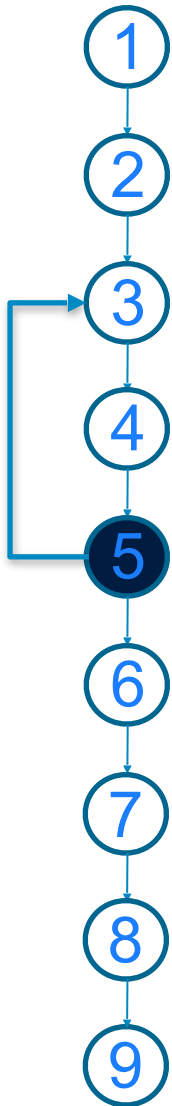
- The academic review
 - What was their offer based on?
 - What English Language do they hold?
 - What course have they been accepted for? Does that course have additional requirements, e.g. ATAS (Academic Technology Approval Scheme)?
- The immigration review
 - Does their application indicate they've been to the UK previously?
 - Are they a genuine student? Do they need an IHC (Immigration History Check)?
- The financial review
 - Are they from a low risk country (Differential Evidence List)?
 - Does their application indicate financial hardship?
 - Have they paid any deposit or fees?

Final check



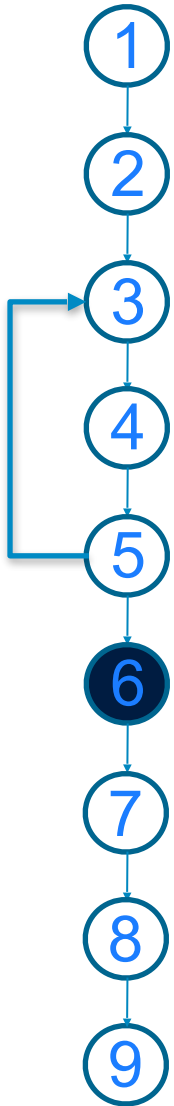
- Once all the sections on the checklist are fully completed, the application is assigned as “Final Check”
- The CAS application is then reviewed again by a second CAS team member

Pre-CAS is sent



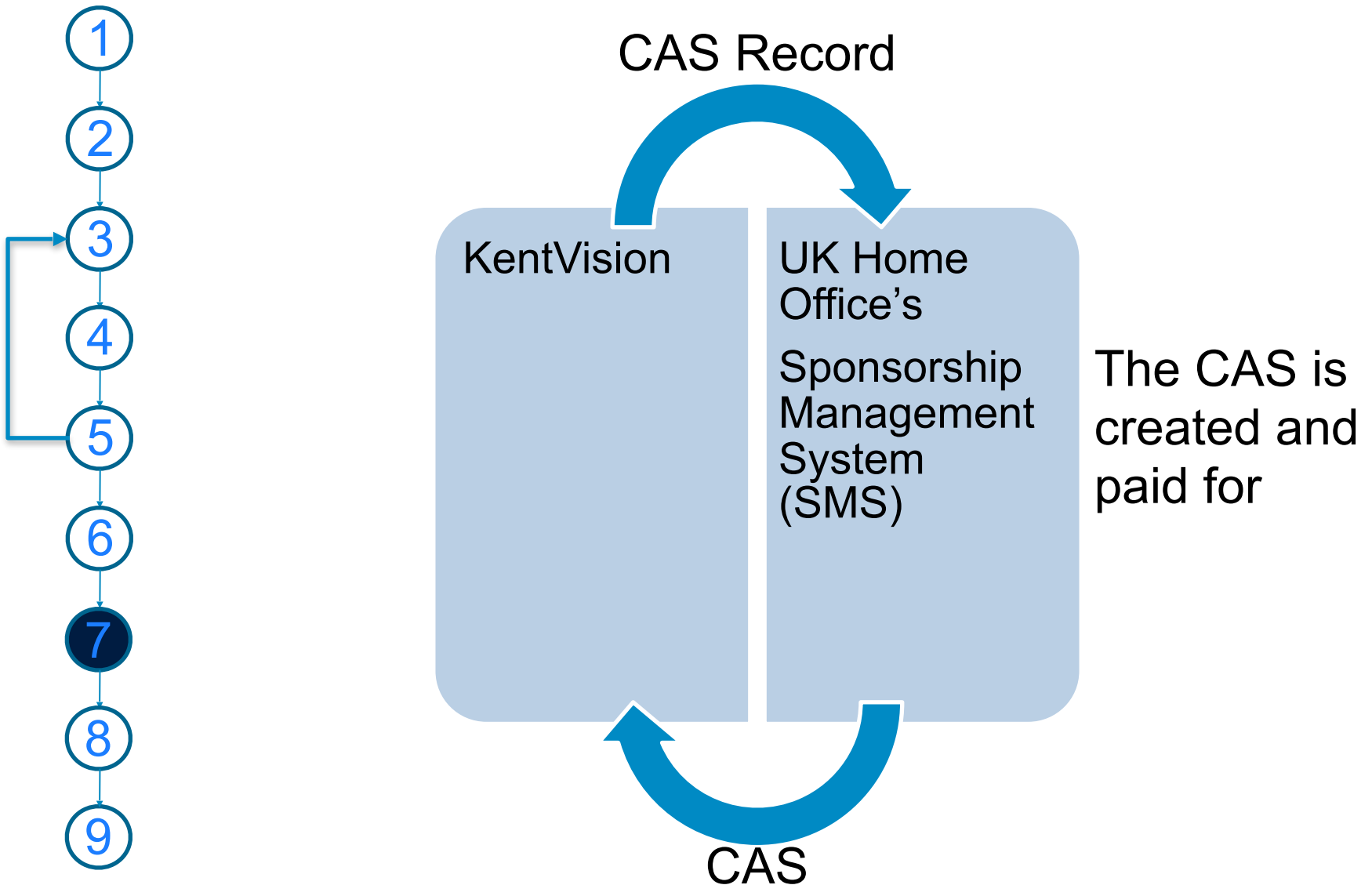
- Pre-CAS is a reduced version of the CAS Record and represents a draft version of the CAS that the applicant will receive
- The actions asks the student to 'accept' or 'not accept' the details as being correct
- If the student does not accept, they will need to complete a mandatory text box stating why, then we get an automatic in-tray message stating what they believe is wrong with the details
- We then check whatever is highlighted as incorrect by the applicant, amend (if applicable) and resend the pre-CAS for approval
- **It is essential that the pre-CAS is checked fully, as that is the last chance for any amendments to be made - No changes can be made after CAS issuance**

Pre-CAS (and T&Cs) are accepted

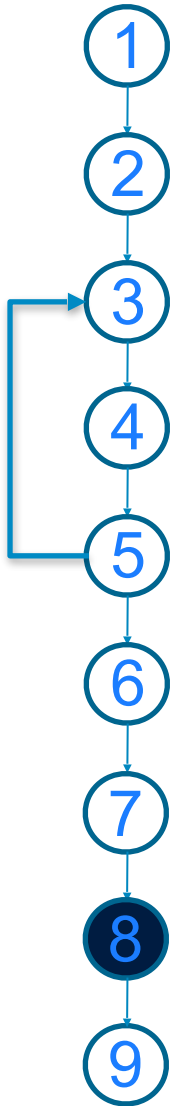


- Two stage acceptance:
 1. Accept the pre-CAS details are correct
 2. Accept the terms and conditions of sponsorship
- No in-tray message for the CAS Team
- Not automatically issued a CAS

CAS Record is used to create the CAS Number



Applicant makes their Student visa application



- Submits relevant information to Home Office
 - The CAS Team are not permitted to assist or advise on visa application process
 - Kent Union Advice Centre (advice@kent.ac.uk)
- Waits for decision
- Will either be granted entry (or LTR) or will be given a refusal of entry clearance

What are the possible hold-ups?

What are the possible hold-ups?

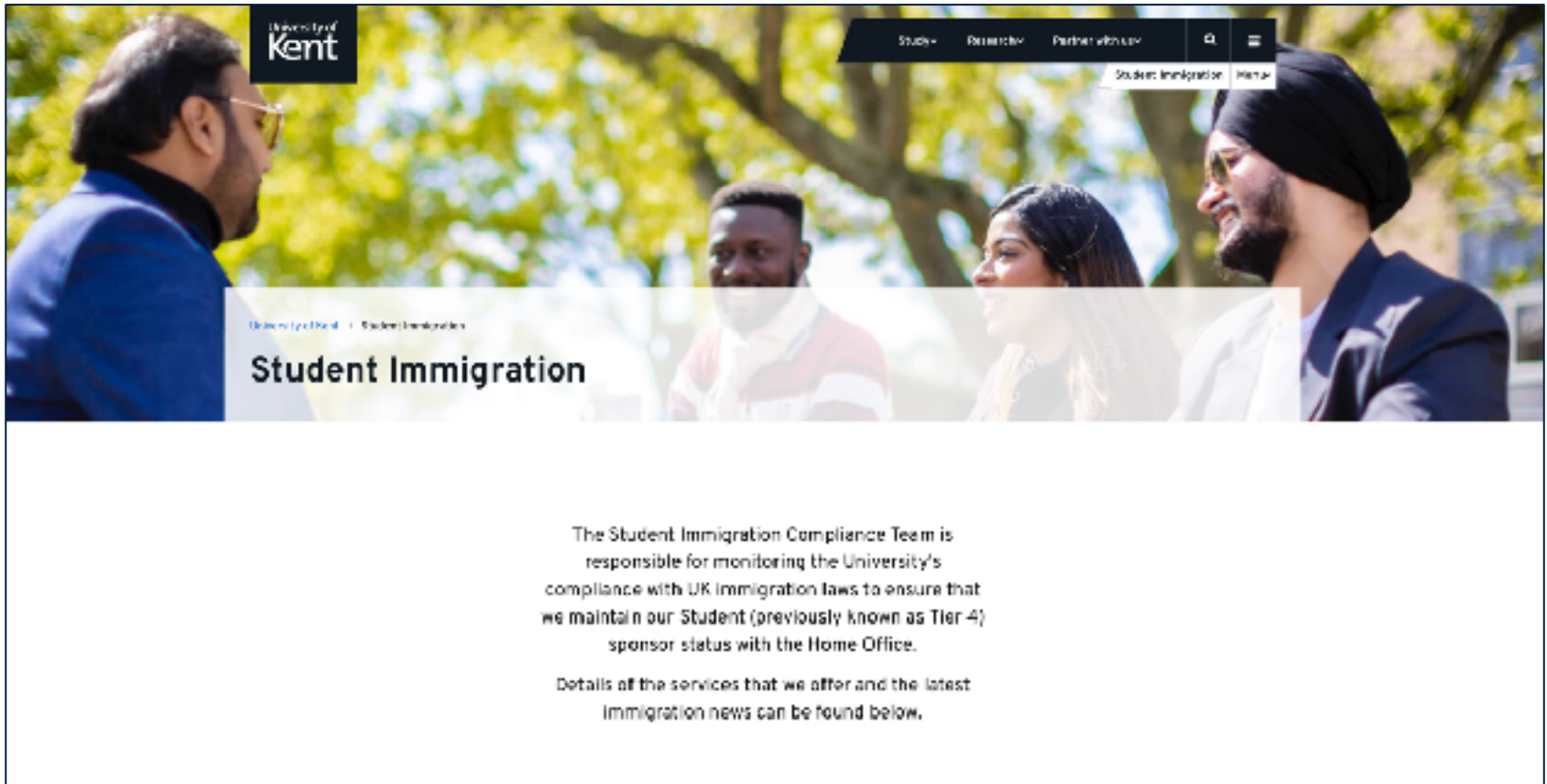
- Incorrect financial evidence
- Missing evidence (e.g. passport and qualifications)
- Last minute changes to applications
- Lack of engagement – “Ghost applicants”

Does the CAS team only deal with CAS students?

- Required to ensure every student has permission to study with us
- Must ensure students are covered for the full period of study and will not require sponsorship
- Commonly reviewed statuses include:
 - Article 26/Asylum/Refugee
 - LTR
 - ILR/Settlement
 - Workers
 - Dependants
 - EU Settlement Scheme

Further reading

www.kent.ac.uk/studentimmigration



University of Kent

Study Research Partner with us

Student Immigration Home

University of Kent Student Immigration

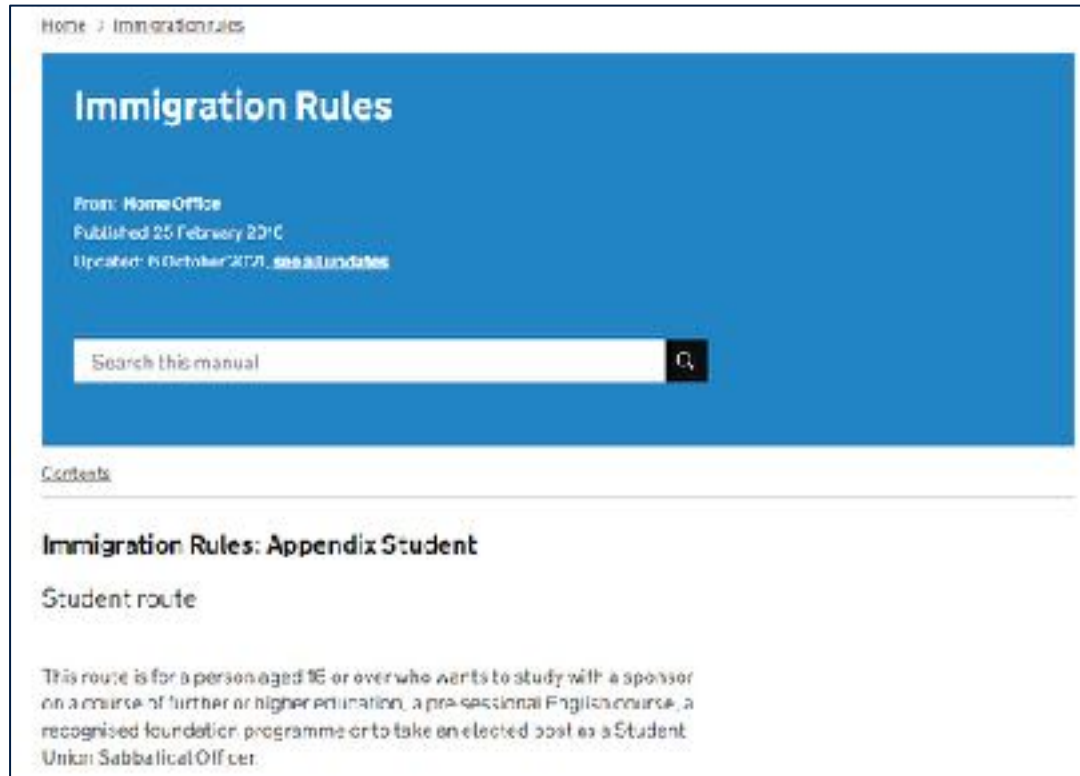
Student Immigration

The Student Immigration Compliance Team is responsible for monitoring the University's compliance with UK immigration laws to ensure that we maintain our Student (previously known as Tier 4) sponsor status with the Home Office.

Details of the services that we offer and the latest immigration news can be found below.

Further reading

<https://www.gov.uk/guidance/immigration-rules/appendix-student>



The screenshot shows the 'Immigration Rules' page for 'Appendix Student'. At the top, there is a breadcrumb trail: 'Home > Immigration rules'. Below this is a blue header section with the title 'Immigration Rules' in white. Underneath the title, it says 'From: Home Office', 'Published 25 February 2010', and 'Updated: 6 October 2021, see all updates'. There is a search bar with the placeholder text 'Search this manual' and a magnifying glass icon. Below the search bar is a 'Contents' section. The first item in the contents is 'Immigration Rules: Appendix Student', which is expanded to show 'Student route'. Below this, there is a paragraph of text: 'This route is for a person aged 16 or over who wants to study with a sponsor on a course of further or higher education, a pre-sessional English course, a recognised foundation programme or to take an elected post as a Student Union Sabbatical Officer.'

Any questions?